



EPSR RENTAL RANGE




(with Iveco/Volvo engine - Stage 3A)

TYPE	kVA max. (50Hz)	kVA cont.	Engine IVECO/VOLVO (EU Stage IIIA)	Cil.	Tank (l)	Auto-ny @75% load (h)	Dimensions (cm)	kg	LWA
EPSR60TDE-3A	66	60	NEF45SM1F	4	520	41.6	285x110x206	1720	87
EPSR85TDE-3A	94	85	TAD550GE	4	520	31.0	285x110x206	2037	93
EPSR100TDE-3A	110	100	TAD551GE	4	520	24.5	285x110x206	2047	93
EPSR130TDE-3A	143	130	TAD750GE	6	910	38.2	329x118x221	2578	97
EPSR150TDE-3A	165	150	TAD751GE	6	910	32.5	329x118x221	2608	97
EPSR180TDE-3A	198	180	TAD752GE	6	1250	40.3	360x123x256	2950	97
EPSR200TDE-3A	220	200	TAD753GE	6	1250	37.2	360x123x256	3000	97
EPSR250TDE-3A	275	250	TAD754GE	6	1250	28.8	360x123x256	3320	97







EPSR250TDE (special version)

Explore the EPSR rental range





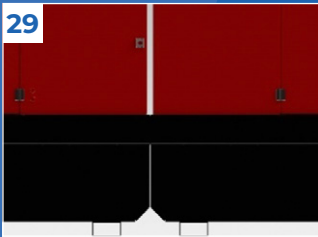

- 1** Sockets: 7 or 8 different sockets for easy and quick connection of all possible, large or small, single phase and three phase charges.
- 2** Powersafe power connectors: to take full power in a safe and quick way from this set of five connectors. This connecting system prevents that the user mixes up the phase sequence.
- 3** DSE4520 control module: engine auto start + alternator control + generating set control module. The DSE4520 module is ready to be connected to an ATS (Automatic Transfer Switch).
- 4** 4 pole breaker with tripping coil, earth leakage protection and thermal magnetic protections for each individual socket: for safeguarding the alternator, the users and the individual sockets.
- 5** Battery switch (optional): to avoid unnecessary battery discharge and to disconnect the battery for safety reasons when generating set is not in use.
- 6** Terminals for direct and full power connection, with protection hatch and safety switch (engine stop) to increase safety and reliability.
- 7** Earth pin with cable in an easy storage system.
- 8** The EPSR types with Leroy Somer alternator have "System 2" winding protection to offer a longer life of alternator windings thanks to reinforced winding protection. Winding protections "System 4 or 6" are available as option.
- 9** ROX heavy duty cable cart (optional) for easy storage and quick transportation of power cables.
- 10** Complete control panel: all instruments, display, sockets and protections accessible from one side.
- 11** Analogue electric fuel level meter: for quick reading of fuel level.
- 12** Analogue V-meter + selector switch + analogue Hz-meter + analogue A-meters for quick reading of the main alternator parameters.

Explore the EPSR rental range



- 13** Control panel light for easy reading in the dark.
- 14** Connector for remote start: with a simple external switch you can start and stop the generating set wherever you are. This switch can be a timer, a temperature contact, a float switch or an on/off switch which can be placed at any distance from your EPSR generator.
- 15** Automatic start stop system (optional) in case of mains failure. With this option you turn your generator into a real back-up generator.
- 16** Cooling water pre-heater (optional) for easy start at low temperatures.
- 17** Engine control system / electronic speed governor (optional for EPSR60TDE-3A). The electronic speed governor guarantees a very stable output frequency (+/- 0.5 % at constant load).
- 18** Fuel filter/water separator: to prevent water coming into the fuel system. It avoids engine damage and increases the reliability of your generator.
- 19** Spark arrester (optional) prevents the emission of flammable debris and plays a critical role in fire prevention.
- 20** Air filter restriction indicator indicates when the air filter element has to be cleaned/replaced by your service people and avoids costly downtime of the generating set.
- 21** Low coolant level engine shutdown prevents engine damage in case of coolant leakage or overheating (not for EPSR60TDE-3A).
- 22** One side maintenance: all maintenance points can be reached from one side of the generating set. All EPSR models have 4 large doors to access the engine and the alternator.
- 23** Drain plug on fuel tank with large 1 ½" diameter for easy and quick drain of the fuel tank + chassis with securing transport eyes for safe transportation on a truck.
- 24** Drain plug on drip tray with large 2 ½" diameter for easy and quick drain of the drip tray.

Explore the EPSR rental range



- 25** 3-way fuel cocks for connection to external tank (optional): to allow switching over from generating set tank to external tank.
- 26** Large filling cap (80mm internal diameter) for all sizes of fuel guns.
- 27** 3-5mm outside bund with 2mm removable inner metal fuel tank keeps all spillages of oil, fuel and coolant liquid inside the bund. The tank gives you an autonomy from 27 to 41 hours (at full load) depending on the model.
- 28** Galvanised chassis to endure the harshest on-site conditions, with forklift pockets for easy handling.
- 29** Peripheral bumper on chassis functions as impact dampener when loading or unloading the generator.
- 30** Double low fuel level switch (one alarm switch and one engine stop switch): the generating set can never run out of fuel. You can immediately restart after refilling the tank, without bleeding the system. The EPSR range is developed to avoid downtime and minimise service interventions.
- 31** Integrated ladder to easily reach the lifting eye.
- 32** Lifting eye with big opening (70mm internal diameter) + exhaust rain flap.
- 33** Canopy in 2mm galvanised (Zincor) metal sheet: strong and long lasting canopy.
- 34** Door retainers (open door locks): to keep the door open under all circumstances (e.g. wind) to be able to do safe maintenance.
- 35** Easy access through alternator inspection hatch and radiator inspection hatch enables a quick technical check and an easy cleaning of the radiator when needed.
- 36** Document holder to store the generating set manuals and certificates in one place.